

SDK Installation

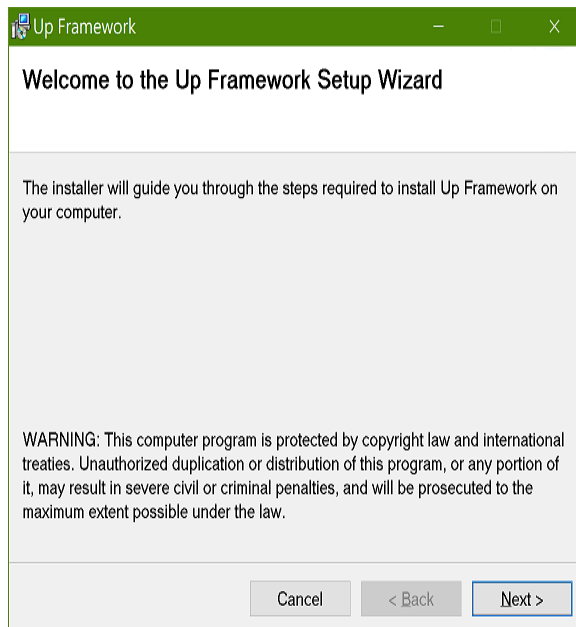
SDK download address:

<https://www.bbs.aaeon.ai/forum/up-kai-fa-ban/nezha-na-zha-sdk-for-windows-10-and-windows-iot>

Windows 10 OS installation

Step1:

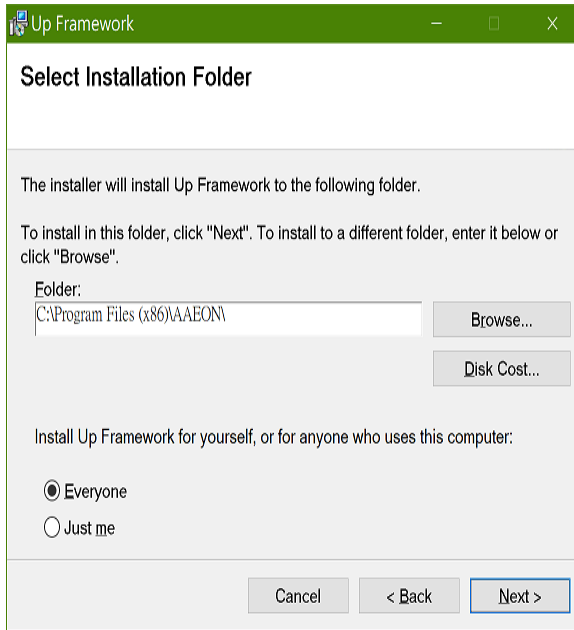
Run UpFrameworkSetup.msi program, Click "Next" to start installaion;



Step2:

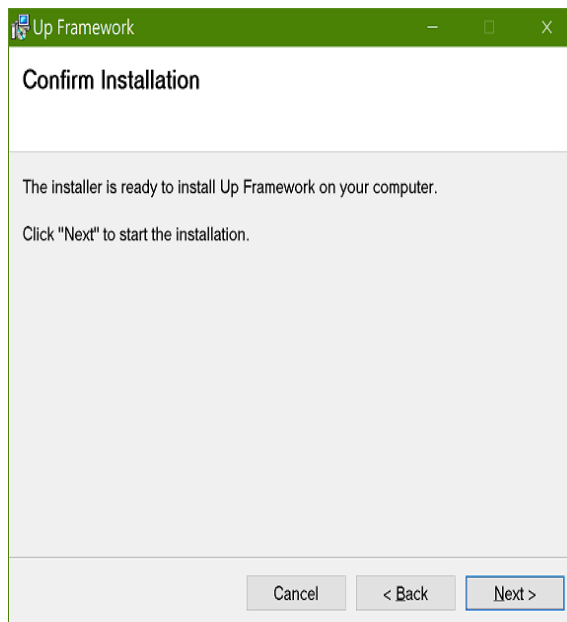
Choose installation folder, Default is C:\Program Files (x86) \AAEON\

Choose Everyone or Just me for UP Framework SDK install, Click "Next" continue;



Step3

Click "Next" to start the installation;



Step4

After installation, Click "Close" 退出。